



ANATOMY OF A FAMILY

JACKSON COUNTY, MICHIGAN

UNEMPLOYMENT RATE



8%

AMONG WHITE PEOPLE



19%

AMONG BLACK PEOPLE



9%

UNEMPLOYMENT RATE AMONG ALL PERSONS 16 YEARS AND OLDER



RETIREMENT SAVINGS



38%

OF ALL JACKSON COUNTY RESIDENTS ARE SAVING FOR RETIREMENT



40%

OF WHITE PEOPLE



17%

OF BLACK PEOPLE

LIVING WAGE JOBS

Among single-female households in which the householder

WORKED FULL-TIME YEAR ROUND

for the past 12 months

1 in 5

LIVE BELOW POVERTY LEVEL

MOBILITY



48

Walkability score for Jackson. Walkability is a score that ranges from 0 to 100. The score awards points for having amenities nearby. With a score of 48, Jackson is a car-dependent city.

29%

Percent of renter-occupied households within the City of Jackson with no vehicles available



0.6%

Percent of people in Jackson County that commute to work using public transportation (excluding taxicabs)

42%

Percent that positively rate traffic flow in Jackson County



FAMILY HOUSEHOLDS

46%

OF FAMILY HOUSEHOLDS INCLUDE RELATED CHILDREN UNDER 18 YEARS OLD

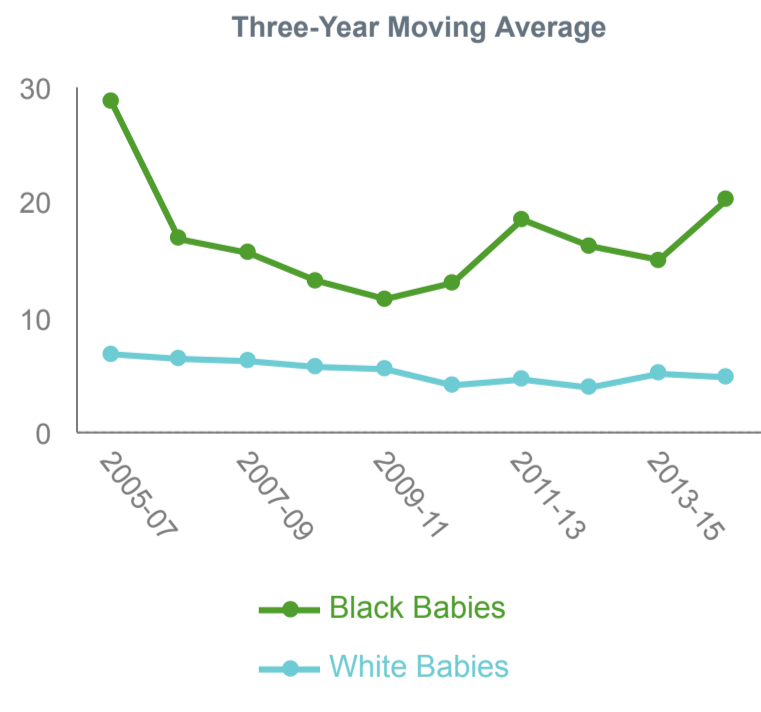


50%

POSITIVELY RATE JACKSON COUNTY AS A PLACE TO RAISE CHILDREN

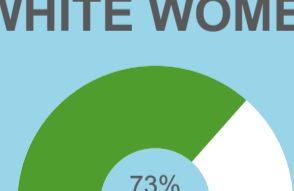
LIFE COURSE

Infant Death Rate Three-Year Moving Average

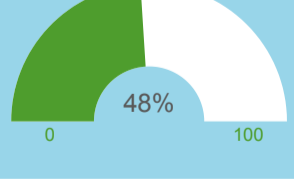


Percent Of Women That Receive Adequate Prenatal Care

WHITE WOMEN

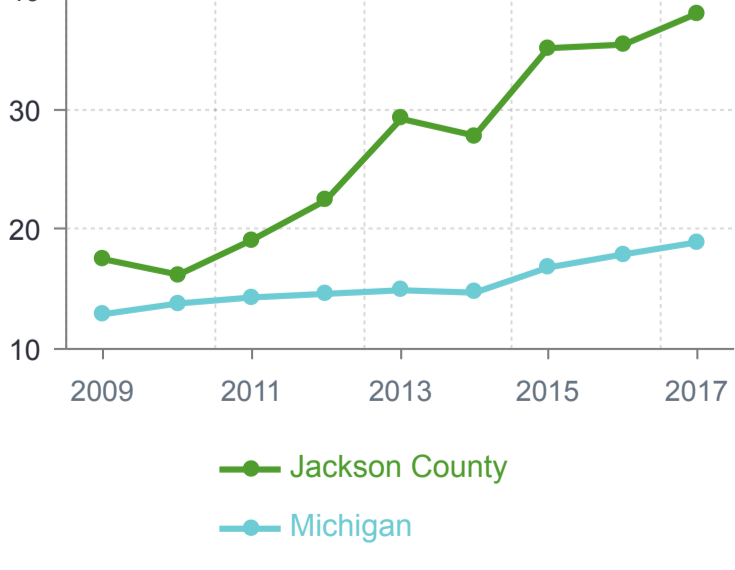


BLACK WOMEN



In 2017, **12,773,342** doses of opioids were prescribed in Jackson County. That's about **80 DOSES** per person.

Confirmed Victims of Abuse and/or Neglect, Ages 0-17 Rate per 1,000 Children



Equity
Authentic Engagement
Continuous Learning